

The world's first TYPE C+AV+HDMI+USB+ reversing function+Audio

LCD Driver Board

SPECIFICATION

Model No: PCB800810

Category: Common Components

Level: Public

Prepared by: _____

Audit: _____

Approved: _____



Release date: 2017-11-01

Catalog

- 1、 **Product description**
- 2、 **The main features**
- 3、 **Product Appearance**
- 4、 **Product structure size**
- 5、 **Transportation, storage, use requirements**
- 6、 **The interface definition and interface electrical requirements**
- 7、 **Appendix**

- **Product description:**

1. The drive board has 1 channel TYPE - C signal input, can support the TYPE C functions of mobile and computer, such as MI 6, LG G5, MI Notebook, Huawei P10, Huawei part of Notebook, Lenovo new Notebooks, etc. need to query function of detailed product description.

In addition, special note that the TYPE C data line on the computer or mobile phone can be directly reversed .

The drive board side needs to be positive, or there will be no signal

2. 1 channel AV signal input, this function needs to be customized, there will be different software version, need to distinguish different functional requirements.

3. 1 channel HDMI signal input, and the IC supports HDMI1.2.

4. 1 channel reverse signal input, input voltage between 10V to 50V.

5. Support wide voltage input between 8V to 20 V (need voltage stability, the working voltage of the this board only for PCB800810 instructions, not including external related parts, it is important to note that).

6. USB input can extend the use of HUB. If it is not extended, it can only support 1 channel USB. Please pay attention to the technical requirements here. Otherwise, there will be an ID conflict and influence related functions.

7. Headphone output, support the headphones to listen to the audio, and insert the headset, speakers will automatically silencing, this recognition using pure hardware circuit design, ensure the reliability of the maximum program, if an external function machine, need to adapt to adjust the volume of the machine, otherwise, may be due to the magnification of the unit is too big, cause level after the signal amplification distortion, influence audio effect, it is important to note that this problem does not belong to the technical problems, is to use the problem, please pay attention to distinguish.

8. Adopt standard 30PIN.the LVDS signal double channel lost, which supports the LCD screen within 1920*1080.

9. The standard 5 keys keypad interface and supports the two-color LED

indicator light display.

10. Using my company's PCB800181V1-8BIT switching board or PCB800200-6BIT signal switching board, which can support the relevant LCD screen of TTL signal output. Can support AT065TN14、AT070TN92、AT070TN90、AT070TN93、AT070TN94、AT080TN52、AT090TN12、AT090TN10 etc. Can support TTL LCD screen of the universal 50PIN interface.

11. The PCB800182 can directly drive relevant LVDS-FPC definition interface LCDEJ070NA01-1024*600 Resolution、EJ080NA04B-1024*768 Resolution、EJ101NA-02C-1280*800 Resolution、EJ101NA-01G-1280*800 Resolution、ZJ080NA-08A Other models please check the LCD screen specification or consult our technology department.

12. The maximum output display resolution of this drive plate is 1920*1200 HDMI input (related to LCD).

13. This AV section can directly input the signal of PAL or NTSC, and automatic knowledge of the relevant system.

14. The driver board can add the remote control function (need to be implemented by software).

15. This drive board can be set 3.3V, 5V or 12V, three screen power supply choice, must confirm the accuracy of relevant voltage before use, so as not to burn the LCD screen to avoid unnecessary loss.

16. This drive board can support the automatic detection signal switch function, which is the custom function.

17. The headphone seat of this drive board is the standard 3.5 interface, and most of the earphones in the market are available.

18. Support astern control, and show AV, the voltage input of the reverse voltage of 50V (the pin will be able to function with voltage), need to be customized.

19. The drive plate location hole is four.

20. Our company can provide other customized services if required.

21. The customer needs to change the program, and needs to connect with my company to purchase the relevant program download board.

22. Use our company's USB interface program to download the board, you can add the LOGO in BIN code.

23. Only support HDMI sound output, power amplifier suggest choose $8\Omega/1W$, $8\Omega/2W$, $4\Omega/1W$, $4\Omega/1W$, etc., such as specifications, by some computer or mobile phone audio output, in audio conversion, there will be a hissing sound, this is an individual like now, like bluetooth when listening, individual starting sound source, nothing to hear.

24. The smallest size in the industry, manufactured with 100% SMD, 100% chip capacitors, industrial grade design, excellent robustness, applicable to more occasions, wider temperature range

25. When the signal is weak or no signal, it will increase the signal search, which will consume a lot of cell phone power and increase the interference. Individual models caused by searching for signal video and audio signal interrupt, it was normal. When phone signal to normal levels, TYPE - C signal output will be normal, please pay attention to distinguish between wire poor contact, or interruption of the signal and other issues.

● Interface function description

Item number	Functional specifications	Remark
TP1	AV signal input and Reverse voltage input port	video signal
TYPE C	TYPE C signal input	TYPE C signal input
USB IN	USB IN	Standard USB
HDMI	HDMI signal input	HDMI 1.2
DCIN	Power Input	8V-20V
J7	Power Input	8V-20V
Headphone audio output	Headphone audio output	Take headphones to use
J1	USB contact pin	Connect with USB seat, can only choose one
J8	LVDS signal	Standard double channel LVDS signal output
SMT-40	LVDS-40PIN	See the EJ070NA-13A interface definition

J4	Key, remote control, LED indicator light interface	KEY IN
J5	Audio output, pick up the horn	Support 8Ω /2W X2
J2	AV signal, reverse signal input	Used for DVD, camera signal display
J3	Upgrade interface	Used for factory commissioning
J6	Backlit voltage signal output	For external high pressure plate
J9	Screen power supply socket	Select according to the actual parameters of LCD screen

• AV pattern

NTSC	support
PAL	support

• HDMI signal

Standard HDMI signal	1920*1080 max
----------------------	---------------

• Product layout

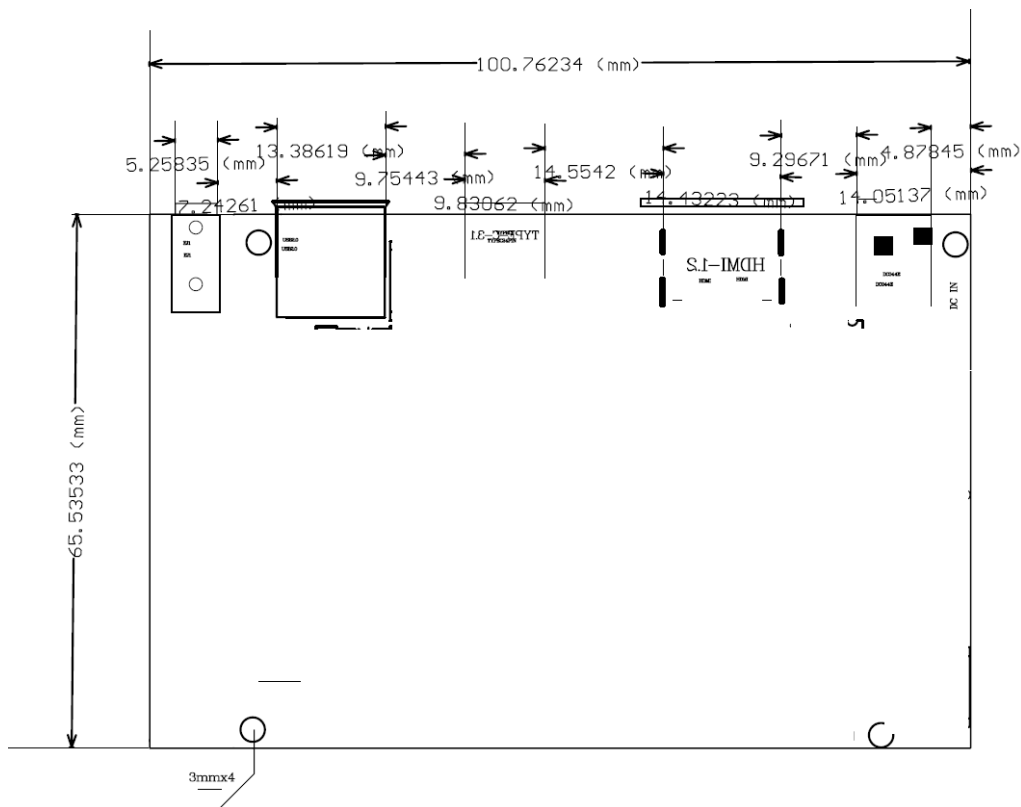
PCB800810 Front view

PCBA Size:100.7mm(H)x65.5mm(V)x8(T)mm

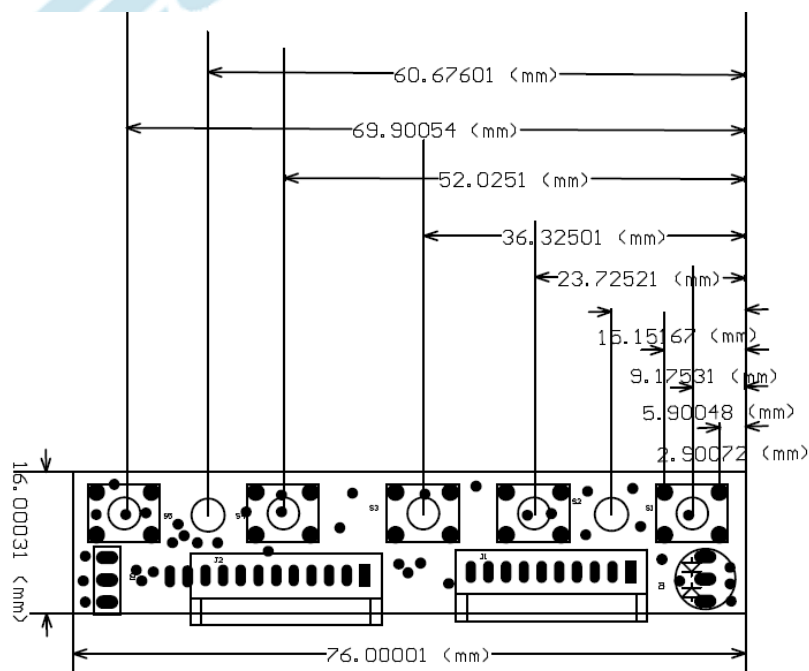


The product contains the related product specifications information, the final interpretation of the Shenzhen Ruichengxiang Technology Co., Ltd. Web:www.rcxlcd.com, Tel: 0755-26711776 , Email: jinsl@rcxlcd.com.

• Product size chart



• Button size



• Interface function specification

J4 keyboard plate, Remote control input interface

No.	Definition	Explanation
1	5V	Remote control power supply, 3.3V
2	GND	GND
3	IR	remote input
4	POWER	Switchgear function
5	MENU	Menu display function
6	+	add
7	-	reduce
8	SOURCE	Signal source conversion
9	LED-R	LED indicating lamp
10	LED-G	LED indicating lamp

J5- Audio interface

1	LOUT+	Left Channel OUT
2	LOUT-	Left Channel OUT
3	ROUT+	Right Channel OUT
4	ROUT-	Right Channel OUT

J7-DCIN power interface

1	+12V	DC IN
2	+12V	DC IN
3	GND	GND
4	GND	GND

HDMI interface

1	HDMI-19 standard interface	Standard wire is available
---	----------------------------	----------------------------

J1-USB socket

1	5VCC	5VCC
2	D+	USB+
3	D-	USB-
4	GND	GND

J2- Video + reverse

1	AV	Video signal input
2	GND	GND
3	NC	NC
4	ACC	Reverse voltage input

J3- Upgrade interface

1	SDA	SDA
2	SCL	SCL
3	GND	GND
4	GND	GND

J6- Backlit voltage signal output

1	12VCC	12VCC
2	12VCC	12VCC
3	ON-OFF	ON-OFF
4	5VCC	5VCC
5	GND	GND
6	GND	GND

J9- PANEL power in

1	3.3VCC	PANEL POWER IN
2	5VCC	PANEL POWER IN
3	12VCC	PANEL POWER IN
4	PANEL VCC	PANEL POWER OUT
5	PANEL VCC	PANEL POWER OUT
6	PANEL VCC	PANEL POWER OUT

TYPE- C, standard definition signal input block

This socket, with a standard 24PIN, is defined and only needs to be used by the standard defined signal charging + data line of the market.

It is important to note that the charging cable (for some wire do only charging function, some wire only data function, no charging function, some instructions, need a fully functional wire, otherwise it may not be able to use this feature.)

J8-LVDS OUT

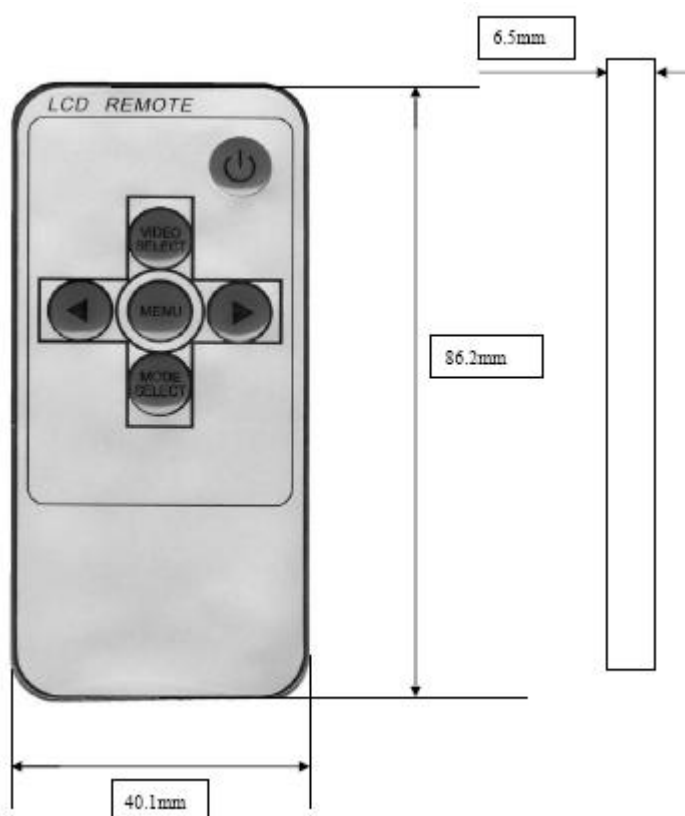
1	PANEL POWER	PANEL POWER IN
2	PANEL POWER	PANEL POWER IN
3	PANEL POWER	PANEL POWER IN
4	GND	GND
5	GND	GND

6	GND	GND
7	LA0-	LVDS1 OUT
8	LA0+	LVDS1 OUT
9	LA1-	LVDS1 OUT
10	LA1+	LVDS 1OUT
11	LA2-	LVDS1 OUT
12	LA2+	LVDS1 OUT
13	GND	GND
14	GND	GND
15	LAC-	LVDS 1OUT
16	LAC+	LVDS1 OUT
17	LA3-	LVDS1 OUT
18	LA3+	LVDS 1OUT
19	LB0-	LVDS2OUT
20	LB0+	LVDS2OUT
21	LB1-	LVDS2OUT
22	LB1+	LVDS2OUT
23	LB2-	LVDS2OUT
24	LB2+	LVDS2OUT
25	GND	GND
26	GND	GND
27	LBC-	LVDS2OUT
28	LBC+	LVDS2OUT
29	LB3-	LVDS2OUT
30	LB3+	LVDS2OUT

• Transport, storage, use requirements

1. Don't strain and bend
2. Antistatic and water
3. RH<80%
4. operating temperature -10°C~+40°C
5. Storage temperature -10°C~+60°C

This drive board can use the remote control picture (Optional)



SW1: 电源开关键。

SW2: HDMI_VGA_AV 信号
切换键。

SW3: OSD 菜单键。

SW4: ”+” 键。

SW5: ”-”键。

SW6: 转到上一功能。

The drive board matched with the keypad -PCB800023

