



Stretcher Chairs



Stretcher Chairs

Developed to streamline the growing patient procedure, transfer and recovery demands found within many modern healthcare facilities, The Contour Recline chairs have been designed to increase efficiency in environments such as fast-track ER, OR surgery, treatment rooms and medical clinics.



Contour Recline



Contour Recline Endo



Contour Recline E-Vertex



Contour Recline Barituff



Oxy Holder



Chair IV Pole



Foot Board



Meal Tray



Arm Board



Padded Armrests



Color Options



Chair Side Extension

Contour Recline

A versatile chair to streamline medical examination, procedures and recovery across many healthcare facilities.



Key Benefits

Save Space: Fit more chairs in the same space by increasing throughput with faster recoveries from patients sitting up right.

Hygiene conscious: Smooth, gap free platform aids cleaning and helps prevent fluid ingress to meet the highest infection control standards.

Supercharged: Keep things moving with long-life, cordless, fast-charge battery packs that work all day.

Custom quality: Manufactured with quality, care and customization capability.

Longest warranty: Peace of mind with a lifetime of local support, easy maintenance and fast guaranteed parts.

Application

Ideal for ER, OR surgery, treatment rooms and medical clinics

Why Buy?

Make better use of your valuable space and streamline your department with Modsel's compact procedure chairs. They are easy to move in and out of tight areas meaning a higher patient throughput and reduced waiting times. Patients can be positioned easily from sitting upright to a full recline, or lay completely flat with the stability of twin columns under the chair which can be used for CPR or specialised procedures. We've taken care with every aspect of design to ensure comfort and efficiency for both the patient and carer. Pop-up push handles ensure best operator positioning while preventing transfer movement to the patient. The Contour Recline can be tailored for a range of specialised areas or as a general purpose stretcher chair.

Contour Recline



Low and safe

Excellent 18 inch low height with fold-under drop-sides.

The ultra-low height is combined with drop-sides that glide down vertically under the chair top to provide safe access with no protrusions to catch on the patients legs or clothes.



Easy egress

Forward tilt facilitates getting on and off.

For aged or disabled patients, a gentle incline and the long drop-side armrests may assist in safer transfer.



Lies flat

The backrest and leg rest move independently or together from chair to bed.

You now have the flexibility of sitting a patient up to almost 90 degrees or lying down completely flat.



Head and foot tilt

A generous 15 degrees top tilt both directions.

Position a patient how you need them or quickly lower their head down (and feet up) in an emergency.



Smart transfer

Conveniently stored handles unfold for staff friendly transportation.

Lock in the double steer system, unfold the push handles and move forward effortlessly on the large castors. The unique handle design correctly positions the carer while preventing unwanted forces being applied directly to the patient.



Wide option

6 inch wider top option available.

Change the seat width from 25.6 to 31.6 inches wide to easily accommodate larger patients. Use our range of colour coding choices if required to assist in quick identification.



Clear handset

Large simple functions with colour assistance.

Position the patient quickly and easily with the touch of a button - either by independently moving sections or applying one touch contouring.

Specifications

Size: 30.7 x 45.3 inch overall (68.9 inch lying flat)

Seat width: 25.6 inch wide seat with 4 inch wider option available with 4 inch thick premium, removable mattress

Height Range: 18 - 33 inch height range with lie-flat and forward / reverse tilt

SWL: 660lbs

Castor Size: Twin wheel 6 inch castors with double steer

Package Option: Standard IV, vertical oxy holder, dropdown footrest & meal tray

Product Codes

Contour Recline: MPC-C-RE

4 inch wider top option: MPC-CA-WCT

Contour Recline Endo

Enhance patient support with ease of access for physicians during procedures such as endoscopy.



Key Benefits

Safety & support: The unique split dropside system allows staff the ability to drop one section without losing critical support for your patient and offers extra length.

Space saver: Fit more chairs in the same space and reduce patient transfers, time and OH&S risks.

Hygiene conscious: Smooth, gap free platform aids cleaning and helps prevent fluid ingress to meet the highest infection control standards.

Supercharged: Keep things moving with long-life, cordless, fast-charge battery packs that work all day.

Longest warranty: Peace of mind with a lifetime of local support, easy maintenance and fast guaranteed parts.

Application

Ideal for Endoscopy / Colonoscopy

Why Buy?

Make better use of valuable space and streamline your department with the Modsel stretcher chairs. They are easy to move in and out of tight areas meaning a higher patient throughput and reduced waiting times. Patients can be positioned easily from sitting upright to a full recline, or lay completely flat with the stability of twin columns under the chair which can be used for CPR or specialised procedures. The unique twin dropside system* ensures extra safety and efficiency for both the patient and carer. *International design patents pending

Contour Recline Endo



Low and safe

Excellent 21 inch low height with fold-under drop-sides.

The ultra-low height is combined with drop-sides that glide down vertically under the chair top to provide safe access with no protrusions to catch on the patients legs or clothes.



Lies flat and tilts

The backrest and leg rest move independently or together from chair to bed with trendelenburg.

You now have the flexibility of sitting a patient up to almost 90 degrees or lying down completely flat.



Safer access

Lower the drop-sides independently to ensure clear access to the patient without reducing side support.



Smart transfer

Conveniently stored handles unfold for staff friendly transportation.

Lock in the double steer system, unfold the push handles and move forward effortlessly on the large castors. The unique handle design correctly positions the carer while preventing unwanted forces being applied directly to the patient.



Clear handset

Large simple functions with colour assistance.

Position the patient quickly and easily with the touch of a button - either by independently moving sections or applying one touch contouring.

Specifications

Size: 33 x 47 inches overall (73 inches lying flat)

Seat width: Generous 29.5 inch wide patient surface and seat with 4 inch thick premium, removable mattress

Height Range: 21 - 35 inch height range with lie-flat and forward / reverse tilt

SWL: 660lbs

Castor Size: Twin wheel 6 inch castors with double steer

Package Option: Standard IV, vertical oxy holder, drop down footrest, glide-away drop-sides with no protrusions & meal tray

Product Code

MPC-C-REN

Contour Recline E-Vertex

A world-first, fully electric procedure chair with touch control adjustable headrest for ease of operation, access and patient comfort.



Key Benefits

Full flexibility: The infinitely adjustable headrest, range of chair heights with lie-flat and forward/reverse options places the surgeon and patient in exactly the right position

Safety and support: Increased leg clearance, with an adjustable, rigid locking headrest and wrist support accessory, brings patients close to protect surgeons from neck and back strain.

Comfort and control: Instantly increase patient comfort and enhance access with one-touch, electronic control of the scalloped or flat cushioned headrest; and pillow support accessory

Hygiene conscious: Smooth, gap free platform aids cleaning and helps prevent fluid ingress to meet the highest infection control standards.

Application

Ideal for Eye, ENT, plastics and dental care.

Why Buy?

The Contour E-Vertex medical procedure chair has been designed with direct feedback and insights from the country's leading Eye, ENT, plastics and dental professionals. The breakthrough design combines state-of-the-art technology and ergonomics to deliver exceptional functionality and support for procedures requiring close proximity, control for the practitioner and patient comfort. With convenient, touch-button handsets and user-friendly mechanisms, allowing a surgeon and their support team to quickly, safely and smoothly adjust the headrest, chair height and position for the procedure, patient transport and recovery.

[Also available as a Stretcher, view the Contour E-Vertex here.](#) *International patents pending

Contour Recline E-Vertex



Low and safe

Excellent 20 inch low height with fold-under drop-sides.

The ultra-low height is combined with drop-sides that glide down vertically under the chair top to provide safe access with no protrusions to catch on the patient's legs or clothes.



Lies flat

The backrest and leg rest move independently or together from chair to bed.


You now have the flexibility of sitting a patient up to almost 90 degrees or lying down completely flat.



Smart transfer

Conveniently stored handles unfold for staff friendly transportation.

Lock in the double steer system, unfold the push handles and move forward effortlessly on the large castors.




Slim and clean

The ultra thin design safely hides all mechanical operation and has a one-piece, gap free top surface for easy cleaning.




Effortless control

A clearly marked handset infinitely positions the headrest with the touch of a button.



Raise and lower

Adjust the height up and down while remaining level.



High to low tilt

Excellent tilt adjustment at any height.



Wrist Support option

Coated, 11 inches wide, height adjustable and removable rest

Specifications

Size: 30.7 x 45.3 inch overall (68.9 inch lying flat)

Seat width: 25.6 inch wide seat with 4 inch wider option available and 4 inch premium mattress

Height Range: 20 - 34 inch height range with lie-flat and forward / reverse tilt

SWL: 660lbs

Castor Size: Twin wheel 6 inch castors with double steer

Package Option: Standard IV, vertical oxy holder, drop down footrest, meal tray, standard scalloped or flat headrest cushion option

Product Codes

Contour Recline Vertex; MPC-C-REVE

Wrist Support; MPT-CA-OWS

Pillow Support; MPT-CA-CO-OSS

Flat Headrest Cushion Option; E0311

Contour Recline Barituff

An '1100Lb SWL' Bariatric stretcher chair with an extra-wide top and deeper seat.



Key Benefits

- Multi-purpose treatment and transfer chair for ER, OR surgery, treatment rooms and medical clinics
- 18.9 - 34.6 inch height range with lie-flat and forward / reverse tilt
- 33.5 inch wide x 23.6 inch deep seat designed for large patients
- 38.6 x 50 inch overall (68.9 inch lying flat)
- 4 inch thick premium, removable mattress cushion
- User friendly, long life battery operation
- 1100Lb weight capacity
- Glide-away dropsides with no protrusions
- Steer/brake pedals on both sides
- Sockets on all four corners for many accessories
- Twin wheel 6 inch castors with double steer
- Choice of armrest colours for easy identification

Contour Recline Barituff



Low and safe

Excellent 18.9 inch low height with fold-under drop-sides.

The ultra-low height is combined with drop-sides that glide down vertically under the chair top to provide safe access with no protrusions to catch on the patients legs or clothes.



Easy egress

Forward tilt facilitates getting on and off.

For aged or disabled patients, a gentle incline and the long drop-side armrests may assist in safer transfer.



Lies flat

The backrest and leg rest move independently or together from chair to bed.

You now have the flexibility of sitting a patient up to almost 90 degrees or lying down completely flat.



Head and foot tilt

A generous 15 degrees top tilt both directions.

Position a patient how you need them or quickly lower their head down (and feet up) in an emergency.



Smart transfer

Conveniently stored handles unfold for staff friendly transportation.

Lock in the double steer system, unfold the push handles and move forward effortlessly on the large castors. The unique handle design correctly positions the carer while preventing unwanted forces being applied directly to the patient.



Large top design

The Barituff has a 7.8 inches wider x 5.5 inches deeper seat than the standard Recline.

The seat size is increased to 33.5 inch wide x 23.6 inch deep, easily accommodating larger patients. Use our range of colour coding choices if required to assist in quick identification.



Clear handset

Large simple functions with colour assistance.

Position the patient quickly and easily with the touch of a button - either by independently moving sections or applying one touch contouring.

Why Buy

Having equipment that is robust enough, that you can completely rely on, is the greatest challenge when caring for Bariatric patients. We have increased componentry strength in the core frame design which operates with higher capacity columns to safely lift 1100Lb without overload. A wider top with a deeper seat has been standardized to comfortably cater for large patients. Heavy duty, dark coloured vinyl is used on the mattress cushions to combat wear and staining.

This stretcher chair has been built for Bariatric patients.

Product Code

- MPC-C-REB

Oxy Holder

Stainless steel C size oxygen bottle holder which can be mounted to all four corners of the chair.

Key Benefits

- Powder coated stainless steel construction
- Holds C-size oxygen bottle
- Low, high and backrest mount positions

Product Codes

- Vertical Corner Mount - MPC-CA-VO2
- Vertical Corner Upright Mount - MPC-CA-VUO2
- Vertical Oxy Backrest Mount - MPC-CA-BO2

Why Buy

To cater for varied departmental requirements for specific oxy bottle positioning, we have developed a range of options. Some prefer fixed corner mount positions and others require a swinging style mounted from the backrest. There is also the option to support bottles vertically either above or below the patient surface.



Chair IV Pole

Height adjustable, non-rotational pole that fits all four corners of the chair and with under-top storage option.

Key Benefits

- A strong and safe hook design
- Light and easy 'lift out' auto-lock hanger
- Non-rotational design to prevent tube tangling
- High strength locking for heavy loads
- Tough construction from stainless steel and nylon
- Easy 'pull-down' release from any angle
- Large diameter stand body for ease of pump mounting
- Friction retainer mount for effortless use
- Under top storage option available
- 27.6 inches up to 44.7 inches total height
- 22 lbs weight capacity, 11 lbs per hook
- Only 2.2 lbs total weight

Product Codes

- IV Pole; MPC-CA-IVP
- IV Storage Holder; MPC-CA-IVH

Why Buy

Constructed tough from stainless steel and nylon, these clever non-rotational IV poles are designed to withstand the harshest use and make daily life easier by helping to prevent the tangling of critical soft tubing and cords. Simply lift out the hanger to any height and it automatically locks into an infinite position. Pull the lock body down from any direction to release and lower. This removable IV fits into all four corners of a chair top with the option to store underneath if there is provision.



Versatile



IV storage option

Foot Board

A removable board that locks into a padded foot rest or folds out for extra length as a leg support.

Key Benefits


- Covered in heavy duty vinyl
- Fits standard Recline leg support
- Use as a foot rest or fold down to lengthen the leg support

Product Code

- MPC-CA-DDF

Why Buy

Clip in this foot board to provide a comfortable padded rest for the patients feet to help restrain them whilst moving the chair. It is covered in hard wearing vinyl that is easy to clean. The board can be folded down if the legrest is raised to provide extra length and support for the patient legs.



Meal Tray

Tough tray constructed from medical grade plastic, molded with cup and meal positions.

Key Benefits


- Can be fitted to all four corners of the chair
- Swivels away for ease of access
- Folds down for convenient storage

Product Code

- MPC-CA-MLT

Why Buy

Quickly add this compact meal tray onto either side of the chair, lift and lock into position and swivel around to suit the patient. The tray folds down for easy storage and is constructed of a tough, one piece medical grade plastic that is very easy to clean. There are recesses to help prevent items from sliding off. This tray can be customised to any shape or size if required.



Arm Board

Lightweight armboard that clips onto the dropside hand rail and is padded for patients comfort.

Key Benefits

- 25mm high density foam covered in PU material
- Solid medical grade plastic base board
- Clips on both inside and outside of the dropside
- Adjustable angles for best patient positioning

Product Code

- MPC-CA-SAB

Why Buy

Simply and securely lock the arm board in a choice of locations ranging from the front to the back of the dropside that suits the size and position of the patient. It may also be locked into a variety of angles to help the carer's access. The design is light to carry and store, quick to use and easy to clean.



Padded Armrests

Thick clip-on pads to soften the dropside armrests.

Key Benefits


- High density foam core with slow recovery outer
- Covered in welded, pressure relieving stretch material
- 14.5 long x 4.9 wide x 8.3 inches high
- 1.6 inches of padding on top

Product Code

- MPC-CA-PDA

Why Buy

The Contour Recline Chair has been designed as a practical, clinical product that is functional and easy to clean. In some cases a patient may require extra support or comfort if spending longer periods of time in the chair. These easy to handle and store pads clip on over the dropside to widen and soften the armrest surfaces.



Color Options

A selection of colors to customize the Contour Recline procedure chairs for easy identification.



Key Benefits

- Tough extruded covers for a comfortable hand grip and bump protection.
- Used on chair dropside hand rails.
- Easy to replace for colour change or wear and tear.

Color Options



Flame Red



Midnight Blue



Deep Violet (Purple)

Product Codes

- Flame Red - MPT-CC-FR
- Midnight Blue - MPT-CC-MB
- Deep Violet (Purple) - MPT-CC-DV

Chair Side Extension

A pair of drop-in side board extensions that can be added to all four corners for special patient support.

Key Benefits

- Solid medical grade plastic board
- Supplied as a pair
- Fits into all four corner sockets
- Use at either end or side of the chair

Product Code

- MPC-CA-DSB (Pair)

Why Buy

Add a pair of side extensions to either the foot / head end or one side of the chair for extra patient support during recovery or in special circumstances such as children. Up to four side boards (2 pairs) can be used at the same time. These are easy to clean and maintain boards simply drop in/ lift out and lie flat for storage.



Use in four positions



Lie flat support

